

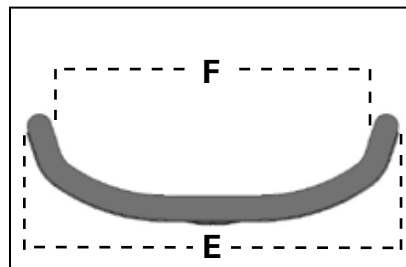
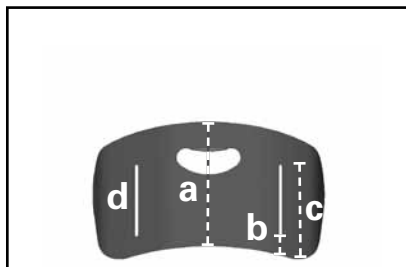
# ICON™

BACK SYSTEM  
*WITH VARILOCK™ HARDWARE*



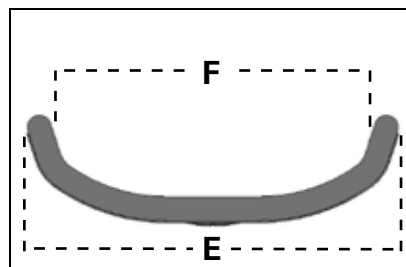
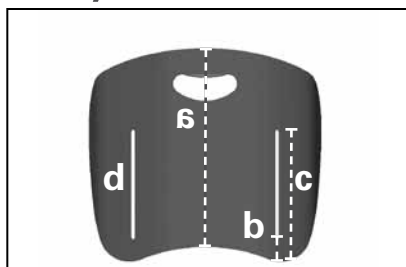
**VARILITE®**

# ICON Back System Low



Size (in.)	12	14	15	16	17	18	20	22	24
A. Back Height (in.) <sup>1</sup>	Not Available	7.25	7.7	8.25	8.7	9.1	9.5	Not Available	Not Available
B. Bottom of back to beginning of vertical slot (in.)	Not Available	1.5	1.5	1.5	1.5	1.5	1.5	Not Available	Not Available
C. Bottom of back to top of vertical slot (in.)	Not Available	5.5	5.5	5.5	5.5	6.0	6.0	Not Available	Not Available
D. Range of hardware adjustment in vertical slot (in.)	Not Available	0.5	0.5	0.5	0.5	1.0	1.0	Not Available	Not Available
E. Outside width of shell (in.)	Not Available	11.4	12.4	13.4	14.4	15.4	17.4	Not Available	Not Available
F. Inside width of support surface (in.)	Not Available	10.6	11.6	12.6	13.6	14.6	16.6	Not Available	Not Available
Will fit wheelchair widths (in.)	Not Available	13-15	14-16	15-17	16-18	17-19	19-21	Not Available	Not Available

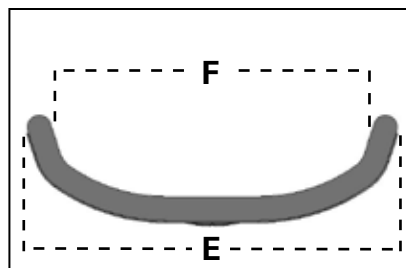
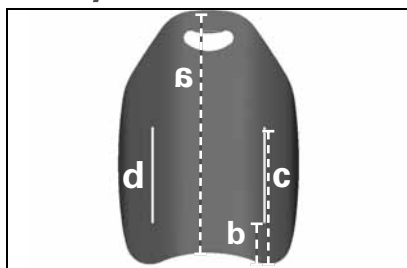
# ICON Back System Mid



Size (in.)	12	14	15	16	17	18	20	22	24
A. Back Height (in.) <sup>1</sup>	9.7	11.2	12	12.7	13.5	14.25	15.75	15.75	15.75
B. Bottom of back to beginning of vertical slot (in.)	1.3	1.5	1.5	1.5	1.5	1.5	1.5	1.5	1.5
C. Bottom of back to top of vertical slot (in.)	5.3	6.5	7.0	7.5	8.0	8.5	8.5	8.5	8.5
D. Range of hardware adjustment in vertical slot (in.)	0.5	1.5	2.0	2.5	3.0	3.5	3.5	3.5	3.5
E. Outside width of shell (in.)	9.5	11.4	12.4	13.4	14.4	15.4	17.4	19.4	21.4
F. Inside width of support surface (in.)	8.7	10.6	11.6	12.6	13.6	14.6	16.6	18.6	20.6
Will fit wheelchair widths (in.)	12-13	13-15	14-16	15-17	16-18	17-19	19-21	21-23	23-25

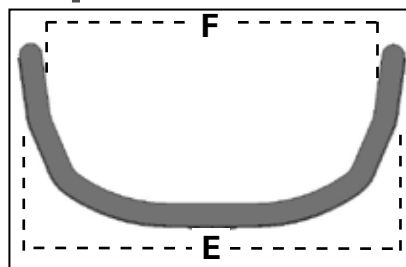
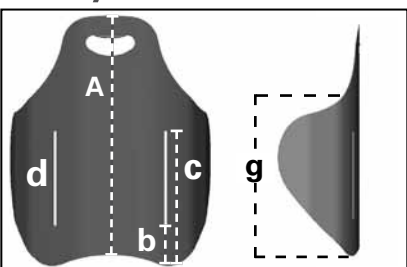
1. Shell only. Complete back system height may vary by 1.5 in. due to the cushion rollover.

# ICON Back System Tall



Size (in.)	12	14	15	16	17	18	20	22	24
A. Back Height (in.) <sup>1</sup>	14.6	17.0	18.2	19.4	20.5	21.75	23.6	Not Available	Not Available
B. Bottom of back to beginning of vertical slot (in.)	2.0	2.5	2.5	3.0	3.0	3.5	3.5	Not Available	Not Available
C. Bottom of back to top of vertical slot (in.)	9.0	9.5	10.5	11.0	11.0	11.5	11.5	Not Available	Not Available
D. Range of hardware adjustment in vertical slot (in.)	3.5	3.5	4.5	4.5	4.5	4.5	4.5	Not Available	Not Available
E. Outside width of shell (in.)	9.5	11.4	12.4	13.4	14.4	15.4	17.4	Not Available	Not Available
F. Inside width of support surface (in.)	8.7	10.6	11.6	12.6	13.6	14.6	16.6	Not Available	Not Available
Will fit wheelchair widths (in.)	12-13	13-15	14-16	15-17	16-18	17-19	19-21	Not Available	Not Available

# ICON Back System Deep<sup>2</sup>



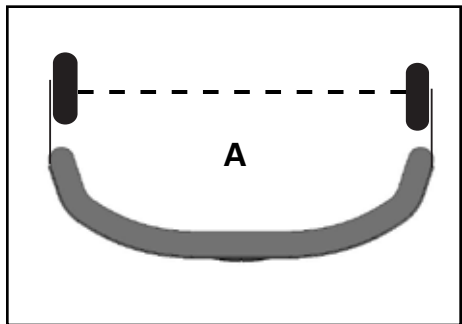
Size (in.)	12	14	15	16	17	18	20	22	24
A. Back Height (in.) <sup>1</sup>	Not Available	17.0	18.2	19.4	20.5	21.75	23.6	Not Available	Not Available
B. Bottom of back to beginning of vertical slot (in.)	Not Available	2.5	2.5	3.0	3.0	3.5	3.5	Not Available	Not Available
C. Bottom of back to top of vertical slot (in.)	Not Available	9.5	10.5	11.0	11.0	11.5	11.5	Not Available	Not Available
D. Range of hardware adjustment in vertical slot (in.)	Not Available	3.5	4.5	4.5	4.5	4.5	4.5	Not Available	Not Available
E. Outside width of shell (in.)	Not Available	12.6	14.3	15.3	16.3	17.4	19.6	Not Available	Not Available
F. Inside width of support surface (in.)	Not Available	11.8	13.5	14.5	15.5	16.6	18.8	Not Available	Not Available
G. Height of fixed lateral support (in.)	Not Available	11.6	12.6	13.6	14.3	15.0	16.2	Not Available	Not Available

2. Fits the same wheelchair widths as the Icon Back System Tall

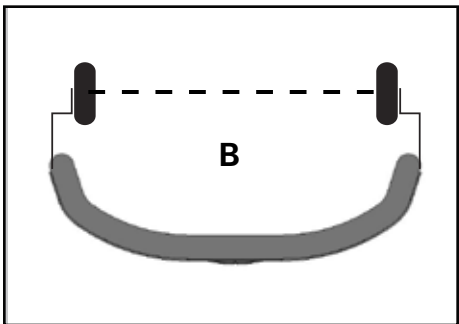
# L A T E R A L   S U P P O R T S

## INSTALLATION OF HEAD AND LATERAL SUPPORTS ON ICON BACK SYSTEMS

VARILITE PAL™ Swing-Away Lateral or Fixed thoracic supports may be installed by using the existing slots and drilling holes in the shell. To install head supports or place lateral supports in alternate locations, the aluminum shell may be drilled without voiding the warranty.



MEASURED  
AT THE  
WIDEST POINT



Icon Back System Mid & Icon Back System Low (with Lateral Supports)	12	14	15	16	17	18	20	22	24
A. Short & Long brackets Width between pads	7.5 in.	9.4 in.	10.4 in.	11.4 in.	12.4 in.	13.4 in.	15.4 in.	17.4 in.	19.4 in.
B. Offset bracket Width between pads	6.5 in.	8.4 in.	9.4 in.	10.4 in.	11.4 in.	12.4 in.	14.4 in.	16.4 in.	18.4 in.

## Icon Back System

### SUPPLEMENTAL LATERAL SUPPORTS

Provides additional support where desired when placed inside the shell. Supplemental Lateral Supports help users who lean to one side maintain an upright position.



### PSIS BLOCK

(posterior superior iliac spine)

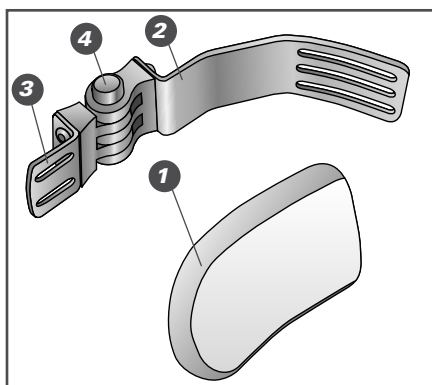
Corrects posterior pelvic tilt by supporting the sacrum at the PSIS level to promote a more neutral pelvis and spinal extension. PSIS Block also supports postures with anterior pelvic tilt and excessive lordosis.



# LATERAL SUPPORTS

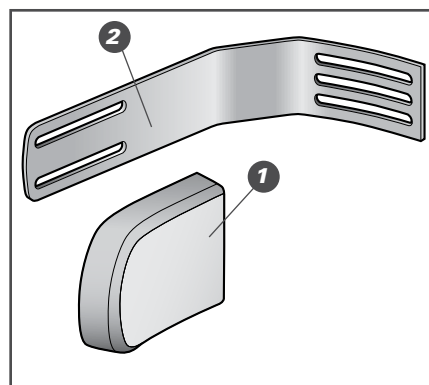
## STEP ONE - CHOOSE PAL SWING-AWAY OR FIXED LATERAL SUPPORT

### PAL SWING-AWAY LATERAL SUPPORTS



- 1. Pad
- 2. Shell Bracket
- 3. Pad Bracket
- 4. PAL Swing-Away Hinge

### FIXED LATERAL SUPPORT



## STEP TWO - SELECT TYPE OF BRACKET

### PAL SWING-AWAY LATERAL SUPPORTS

Note: The PAL Swing-Away Hinge is sold separately.

Pad Bracket	Short	Long	Short w3/4" (2 cm) Offset
Horizontal Pad Adjustment:	1 in.	2.25 in.	1 in.
Fits Icon Back System Size:			Part Number
12 in.	89050	89150	89250
14 - 15 in.	89010	89110	89210
16 - 17 in.	89020	89120	89220
18 in.	89030	89130	89230
20 - 24 in.	89040	89140	89240

### FIXED LATERAL SUPPORTS

Pad Bracket	Long
Horizontal Pad Adjustment:	2.25 in.
Fits Icon Back System Size	Part Number
12 in.	89050
14 - 15 in.	89010
16 - 17 in.	89020
18 in.	89030
20 - 24 in.	89040

## STEP THREE - SELECT TYPE AND SIZE OF PAD

### CURVED PADS

Dimensions W x L	Part Number
3 in. x 4 in.	04317
4 in. x 5 in.	04319
5 in. x 6 in.	04321

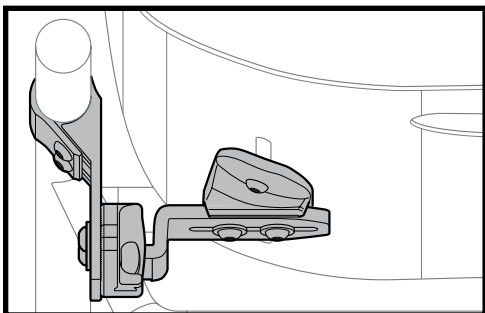
### LINEAR PADS

Dimensions W x L	Part Number
3 in. x 4 in.	04307
4 in. x 5 in.	04309
5 in. x 6 in.	04311

# SEAT DEPTH ADJUSTMENT

Seat depth adjustment varies according to the clinical application and the recline angle of the back. In most cases, Icon Back System hardware allows seat depth to be adjusted so that the back does not take up seat depth in front of the canes. Icon Back System hardware also may be installed anterior of the canes in situations where seat depth is desired for growth. Note: the Icon Back System can be mounted in a rotated position using the VariLock Slide Bracket Kit, ordered separately. This kit will allow the left or right slide brackets to be mounted in the anterior or posterior position, independently of one another.

## Basic Installation



### CONFIGURATION

**Cane Bracket:** Posterior

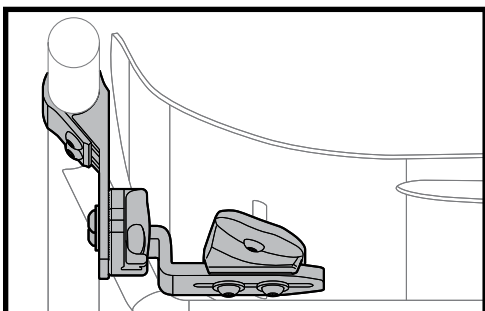
**Slide Bracket:** Anterior

### Trunk Support Surface Range:

2.4 in. posterior of the canes to 0.9 in. posterior of the canes  
Measured from front of canes to center of the shell.

Cushion thickness ranges from 1.25 in to 2.75 in. depending on cushion inflation.

## Extra Depth Installation



### CONFIGURATION

**Cane Bracket:** Posterior

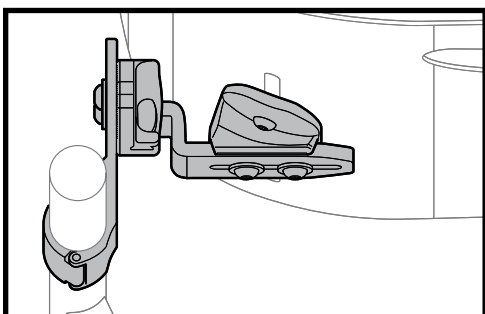
**Slide Bracket:** Posterior

### Trunk Support Surface Range:

3.9 in. posterior of the canes to 2.4 in. posterior of the canes  
Measured from front of canes to center of the shell.

Cushion thickness ranges from 1.25 in to 2.75 in. depending on cushion inflation.

## Growth Installation



### CONFIGURATION

**Cane Bracket:** Anterior

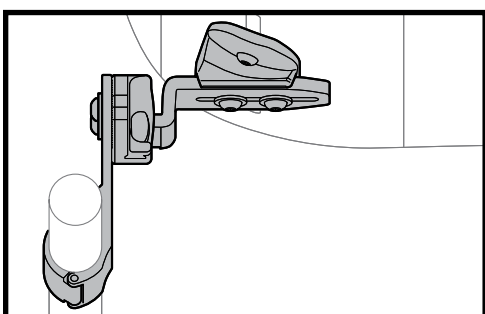
**Slide Bracket:** Posterior

### Trunk Support Surface Range:

0.3 in. anterior of the canes to 1.8 in. anterior of the canes  
Measured from front of canes to center of the shell.

Cushion thickness ranges from 1.25 in to 2.75 in. depending on cushion inflation.

## Extra Growth Installation



### CONFIGURATION

**Cane Bracket:** Anterior

**Slide Bracket:** Anterior

### Trunk Support Surface Range:

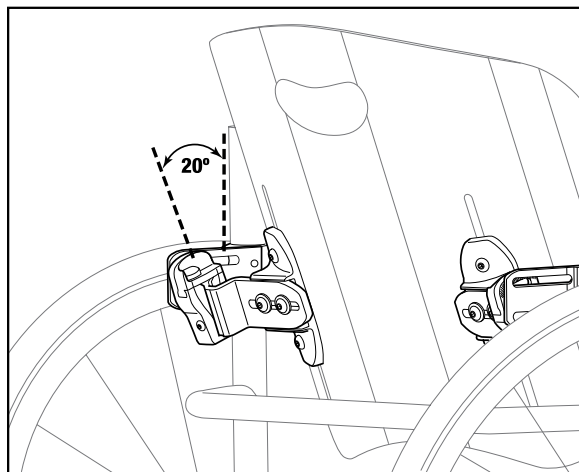
1.8 in. anterior of the canes to 3.3 in. anterior of the canes  
Measured from front of canes to center of the shell.

Cushion thickness ranges from 1.25 in to 2.75 in. depending on cushion inflation.

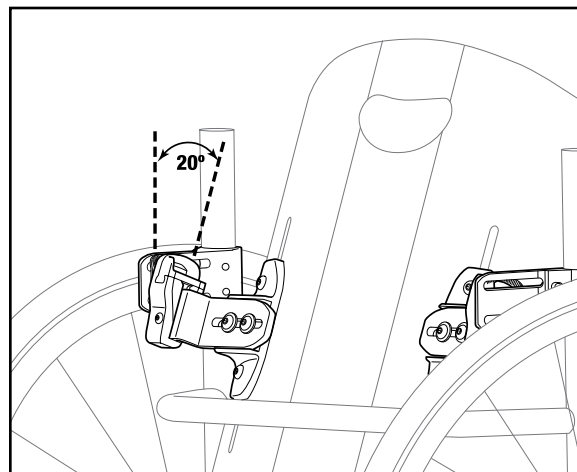


# RECLINE ADJUSTMENT

**BACK ANGLE OF RECLINE**  
**20° POSTERIOR**



**BACK ANGLE OF RECLINE**  
**20° ANTERIOR**



## INSTALLING ICON BACK SYSTEM HARDWARE ON WHEELCHAIR CANES

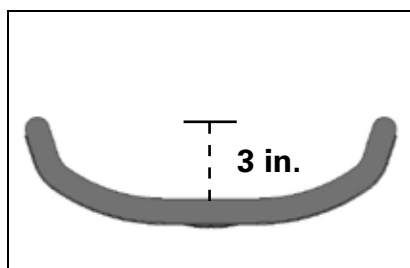
Icon Back System hardware is sized to fit 1 in. diameter wheelchair canes. Shims are provided for wheelchair canes less than 1 in. diameter. Use the chart below to properly choose the appropriate sized shim to fit your cane diameter.

### FITTING CANE BRACKET SHIMS

Cane Size	Shim Size	Included with Hardware?
7/8 in.	1/8 in.	Yes
3/4 in.	1/4 in.	Yes

## CONTOUR DEPTH

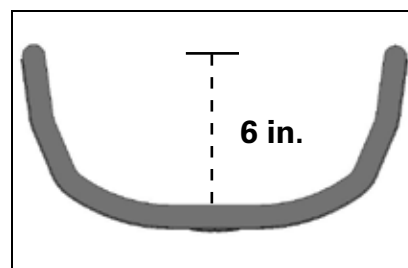
Low, Mid, and Tall Models  
Size: 18 in.



Contour depth is calculated with a fully inflated cushion.

Actual depth may vary by up to 1.5 in. as cushion inflation is adjusted.

Deep Model  
Size: 18 in.



## ICON BACK SYSTEM WEIGHT (INCLUDES ALL HARDWARE)

Low	Mid	Tall	Deep
Size: 18 in.	Size: 18 in.	Size: 18 in.	Size: 18 in.
3.5 lbs	4.4 lbs	5.6 lbs	6.5 lbs

# SAFETY

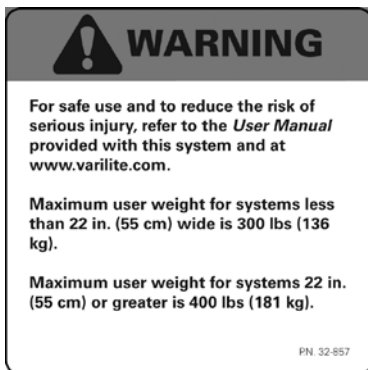
## Crash-Tested

*VARILITE* product development supports industry safety initiatives. The Icon Back Systems have been dynamically tested for safe use in motor vehicles by an independent transportation center. Icon Back System Tall and Icon Back System Deep have been tested and meet the requirements of ANSI WC20/Vol 4 and conform with ISO 16840-4 for the safe use of seating devices for use in motor vehicles when used with a wheelchair base that complies with the performance requirements of ANSI WC 19 or ISO 7176-19.

For more information about the safe use of wheelchairs in a motor vehicle, please visit [www.varilite.com](http://www.varilite.com) to download the *RideSafe Brochure*.

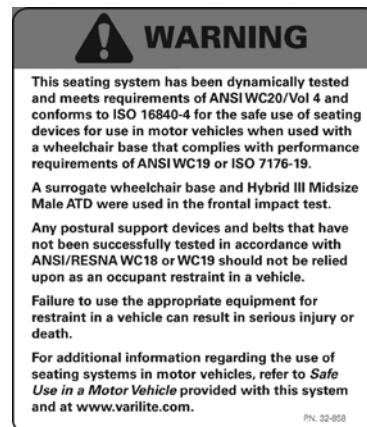
### GENERAL WARNING

(Placed on all Icon Back Systems)



### TRANSIT WARNING LABEL

(Placed on all Icon Tall Backs and Icon Deep Backs)



## Resistance to Flammability

Flammability testing has been performed on Icon Back System cushions and covers by an independent laboratory according to the requirements of ISO 7176-16 standard for resistance to ignition of wheelchair upholstered parts. The ISO standard specifies requirements and test methods to assess the resistance of the cover and cushion to ignition by cigarette and match. Icon Back System cushions and covers meet ISO 7176-16 standard.

## Maximum User Weight

Maximum user weight for Icon Back Systems less than 22 inches wide is 300 lbs.

Maximum user weight for Icon Back Systems equal to or greater than 22 inches wide is 400 lbs.



**VARILITE**

A Division of Cascade Designs, Inc.

4000 1st Avenue South  
Seattle, WA 98134  
Phone: (800) 827-4548  
Fax: (206) 343-5795  
[www.varilite.com](http://www.varilite.com)

Authorized EU Representative:  
Cascade Designs, Limited  
Dwyer Road, Midleton, Co. Cork  
Republic of Ireland

© 2013 Cascade Designs, Inc.



70-094